

IDES110 Studio I

Tool List 2021-22

Students should purchase the following tools for use in studio. These tools are a substantial financial investment, but will be used during the entire 4 year program AND for professional practice. Students are highly encouraged to use the drafting tables provided in Roosevelt Hall Rm. 209 outside studio time to complete drawings. Students may choose to purchase an optional t-square OR portable drafting table to work on studio projects outside of class.

Approx. cost: ~\$230



1. Adjustable triangle (~\$30) **-OR-** a (10 or 12") 45 degree (~\$10) and a 60 degree (~\$12)




2. Roll of 24" white drafting tissue (~\$18) (i.e., trash paper, onion skin, or bum wad)



3. Architect's scale (~\$10)



4. Circle template (~\$10)



5. Erasing shield (with series of circles) (~\$6)



6. White vinyl eraser (~\$3)



7. Kneaded eraser (~\$3)



8. Drafting Lead for lead holder (HB, 2H and 4H) (~\$9 each)



9. Lead holder (match brand with pointer and drafting leads) (~\$10) Not a mechanical pencil.



10. Lead pointer (~\$12) (same brand as the lead holder)




11. Roll of drafting tape -OR- draft dots (~\$7) -OR- blue painter's tape (~\$3)



12. Expandable drawing tube (~\$10)



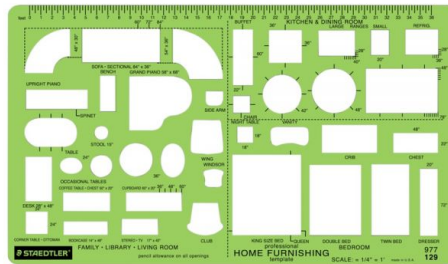
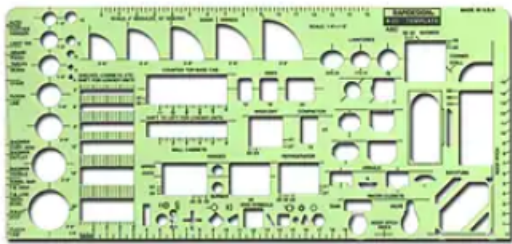
13. Drafting Brush (~\$8)



14. Pad of vellum
(10-12 sheets needed for Studio 1)
(8- $\frac{1}{2}$ " x 11" no title block) (~\$11)



15. Vellum sheets (8-10 sheets
needed for Studio 1) (~\$32)
(18" x 24" no title block)



16. $\frac{1}{4}$ " = 1-0" scaled plumbing fixture & furniture template (~\$16 each)

OPTIONAL ITEMS:



24" T-Square optional (~\$20)